







Place:	NZGA:	Name:	Club:							Total:
1	212258	Renny Dephoff	CSG	2.60 2	2.00 8	2.30 1	2.00 8	2.00 1	2.30 2	13.20 1
2	106282	Cole Stevens	CSG	2.60 4	2.00 3	2.30 5	10.1000	11.1500	10.7000	63.9500
3	171359	Logan Curtis	Hutt Valley	2.60 1	2.00 3	2.00 5	10.6000	10.3500	9.9000	13.20 2
4	166386	Archie Hall	Kapiti	2.60 3	2.00 6	2.30 7	10.5500	9.6000	9.6500	12.60 3
5	159413	James Scott	Hutt Valley	1.60 6	2.00 6	2.60 3	10.5500	8.8000	10.5500	12.90 4
6	112181	Travis Swan	Waimate	2.60 5	1.00 9	2.60 4	10.3000	9.4500	10.0000	11.20 5
7	208296	Quinn Birss	Nelson	1.60 10	2.60 1	2.00 8	9.2000	9.9500	9.6500	11.70 6
8	125390	Luke Stevens	CSG	1.60 7	2.30 5	2.00 9	9.8000	9.7500	9.5000	12.50 7
9	104204	Campbell Reynolds	Kapiti	1.60 9	2.00 10	1.00 10	10.2000	9.1000	10.2000	12.50 8
10		Kennedy	Olympia	1.60 7	2.60 2	2.30 2	10.4500	9.4000	10.8000	10.60 9
				8.3500	11.1000	10.8000	10.6500	9.9500	0.0000	10.80 10
									0.0000	50.8500

Place:	NZGA:	Name:	Club:	SV	Place	SV	Place	SV	Place	SV	Place	SV	Place	SV	Place	SV	Total:
1	152987	Alexy Vitry Audibert	Olympia	6.20	2	3.90	2	3.10	2	3.60	4	3.90	4	2.70	2	23.40	1
				12.8330		11.8000		11.6000		11.2330		12.2330		11.5000		71.1990	
2	192326	Tyler Johns	Hutt Valley	4.20	7	3.90	1	3.40	1	2.80	8	4.10	2	3.10	3	21.50	2
				12.4330		12.3330		11.6660		10.0660		12.7000		11.2000		70.3980	
3	152631	Jack Janse van Rensburg	CSG	5.00	2	2.80	5	3.40	6	3.30	1	4.10	5	3.40	1	22.00	3
				12.8330		9.8660		10.6660		12.2000		11.6330		12.1000		69.2980	
4	134752	Noah Wenman	Capital Gymsports	4.60	4	3.00	6	3.20	3	3.30	2	4.80	1	2.90	5	21.80	4
				12.7660		9.4000		11.5330		12.0660		13.1660		9.3660		68.2970	
5	107001	Reuben Garlick	CSG	5.00	4	3.90	2	3.40	7	2.80	7	4.10	3	3.20	4	22.40	5
				12.7660		11.8000		10.1330		10.2660		12.4660		10.4330		67.8640	
6	104067	Matthieu Clatin	Capital Gymsports	4.00	8	3.00	4	2.70	5	2.00	6	3.90	6	0.10	6	15.70	6
				11.9660		11.4000		10.7000		10.9000		11.6000		8.9330		65.4990	
7	120897	Aaron van Eijck	Kapiti	4.80	6	2.30	7	3.00	4	3.30	3	4.10	7	2.70	7	20.20	7
				12.5330		8.6670		11.0000		11.8330		11.5660		8.0660		63.6650	
8	114022	Patrick Smith	Olympia	6.00	1	0.00	8	2.80	8	3.30	5	0.00	8	0.00	8	12.10	8
				12.9000		0.0000		9.7330		11.1000		0.0000		0.0000		33.7330	

Place:	NZGA:	Name:	Club:	SY	Place	SY	Place	SY	Place	SY	Place	SY	Place	SY	Total:	
1	107065	Jorden O'Connell-Inns	CSG	4.60	1	5.30	1	3.80	1	4.40	1	3.70	1	2.20	1	24.00
				11.5500	13.0500	11.5000	13.3500	12.2500	10.6500	72.3500						

Place:	NZGA:	Name:	Club:	SV	Place	SV	Place	SV	Place	SV	Place	SV	Place	SV	Total:	
1	114028	Daniel Price	CSG	4.30	1	3.90	1	3.80	1	3.60	1	3.00	1	2.20	1	20.80
				12.2000	11.9000	11.6500	12.5500	12.3000	10.8500	12.3000	10.8500	12.3000	10.8500	10.8500	71.4500	
2	142398	Theo Nankivell	Olympia	4.40	2	4.20	2	2.10	2	3.60	2	3.30	2	2.40	2	20.00
				12.0500	11.4000	10.0500	12.2000	11.6000	9.1500	11.6000	9.1500	11.6000	9.1500	9.1500	66.4500	